

SINTERTEK

Solidzer 450 Pro

Layered Laser Fusion Technology



The next generation of Additive Manufacturing

Sintertek's **Layered Laser Fusion Technology** represents the pinnacle of additive manufacturing solutions, delivering unique performance, production rate, tolerance, durability and surface quality.

NEW GENERATION PRODUCTION

Layered Laser Fusion Technology

With **LLF** Technology it is possible to produce parts that are fit for function and have similar properties to injection molding. Manufactured parts can be used in many areas including automotive, aerospace, military and medical industries. This technology enables the user to produce spare parts, functional prototypes and 3d digital models economically and quickly without using any molds or tools.



How it works?

Once you select production material **Solidzer 450 Pro** can manufacture your model without any additional user input, fully automatically.

Automated process starts with virtual layering of your model and calculating the required parameters. **Solidzer** spreads the powder material on to the building area. Then a physical layer is formed with the help of the laser as it scans and melts the needed shape. This process is repeated layer by layer thousands of times until the all the part are completed. With this method **Solidzer** manufactures smooth surfaces without any supports, where the part is suspended in un fused powder.

All processes such as drilling, dying, plating, sanding and cutting can be applied to the produced parts similar to injection parts. If required, produced parts can be glued together to form larger sizes without losing any physical properties.

In addition to all the advantages of layered laser fusion technology, Sintertek and its partners provide you with 25 years of local service support and production experience.

*Vacuum cleaner housing part made from XForm PA22 using the **Solidzer 450Pro**.*

SOLIDZER

Solidzer 450 Pro

Solidzer machine platform developed specifically for layered fusion technology provides the user with simplified interface and efficiency improving features.

Customized serial manufacturing

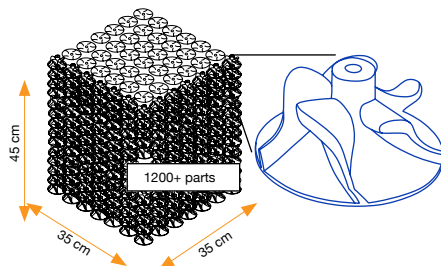
Products manufactured have competing properties to injection molding technology these parts can be built without any molds or tools. These parts can be built at the same time even, when each part differs from each other.

Repeatable and consistent parts

Solidzer with its digital laser scanner, absolute positioning sensors, servo motors and heat treated block frame will keep its consistent output for many years to come.

Many parts at once

Building box can be stacked with hundreds of different parts and all these parts will be manufactured at once even if they are on top of each other. Thanks to this ability user can optimize and speed up their manufacturing schedule.

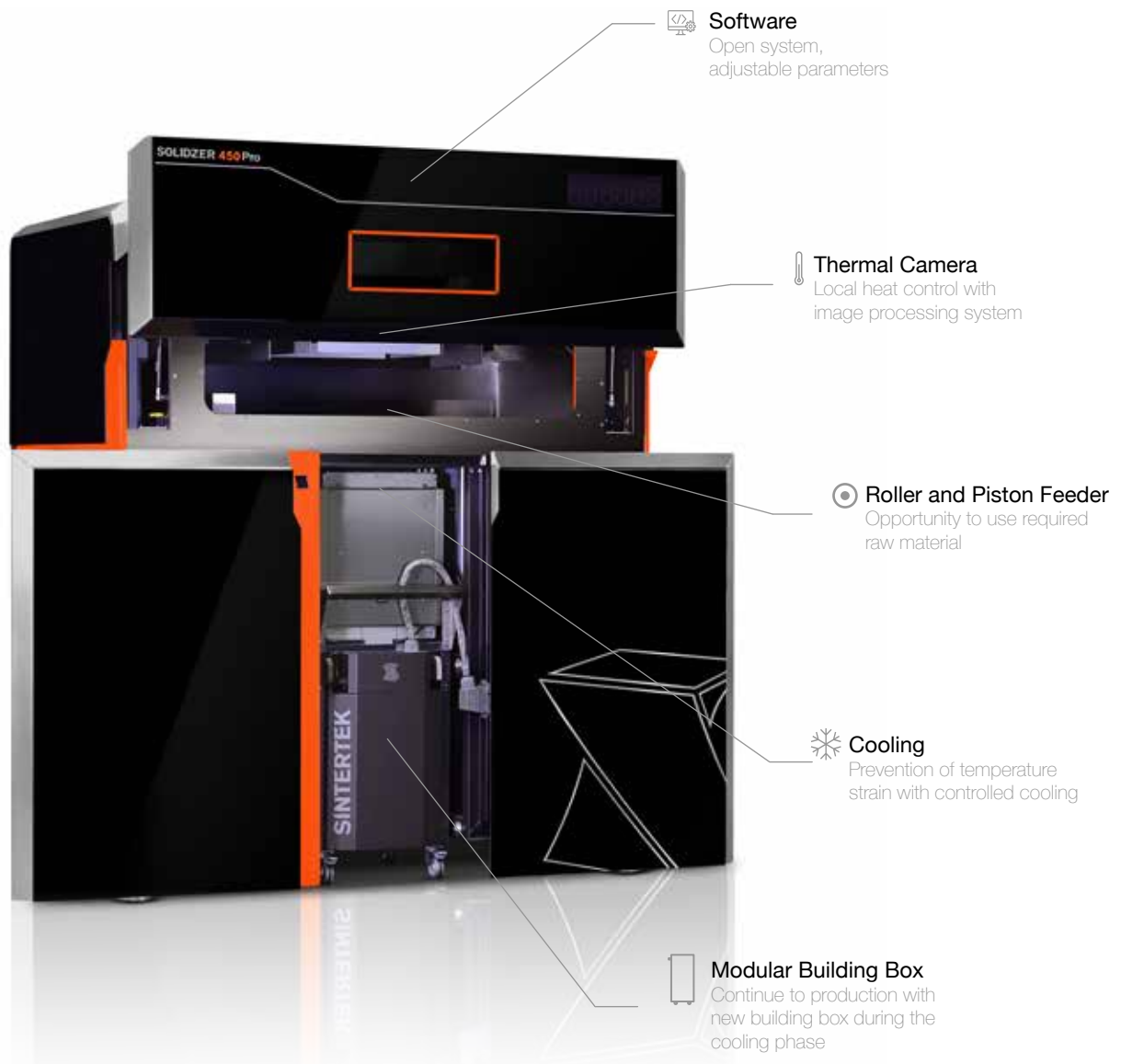


From design to product : Fastest way

Solidzer 450Pro's reduces the cooling and warm up times of the production up to 75% thanks to its modular building area and advanced thermal sensors.



*Turbine model made from XForm PA22 using the **Solidzer 450Pro**.*



XForm Materials

Select from XForm materials and match the material performance required for your specific applications.

XForm PA11B

This material is defined as flexible and robust plastic. It has **high strength** and **heat resistant**.

XForm PA22

Polyamide-based material used for **functional parts**.

XForm PA32GB

Glass powder reinforced thermoplastic used for **wearproof** functional parts.

XForm PA42MF

Aluminium powder reinforced thermoplastic used for functional parts.

XForm PA52CF


Carbon-fiber powder reinforced thermoplastic used for functional parts.

XForm PP90

This material is defined as economic plastic used for **prototypes** and **mock-ups**.

XForm TPU90

Polyurethane - based thermoplastic resistant to **abrasion** and **stretching**.



Technical Data Solidzer 450Pro

Building Area	350mm x 350mm x 450mm
Effective Building Area	310mm x 310mm x 430mm
Building Speed (Z)	30mm/h
Layer Thickness	60 μm - 150 μm
Laser Type	70W / CO2
Scan Speed During Build Process	10m/s
Power Consumption	3.5kW normal, 10kW maximum
Power Supply	32A 380V 3 Faz
Compressed Air Supply	6bar 100lt/dk
Nitrogen Generator	Integrated
Software	SolidzerGO, ReportMaster

Dimensions

Dimensions (X x Yx Z)	200cm x 175cm x 125cm
Recommended Installation Space	250cm x 350cm x 300cm
Weight	1400kg

www.sintertek.com
info@sintertek.com

Office

Dereboyu Cad. Bilim Sokak No:5
MASLAK / ISTANBUL
34398 TR
+90 (212) 276 7979

Factories

Akova Mah. Sakarya Cad. No:117
HENDEK / SAKARYA
54300 TR
+90 (264) 614 1641

Nisantepe Handegül Sokak No:6
CEKMEKOY / ISTANBUL
34794 TR
+90 (216) 304 3738